

## Log In Details:

Your teacher should be able to provide these details!

Username:

Password:



EducationCity®



Let's take you through EducationCity, so you'll know more about how your child can use it at home.

## LET'S LOG IN!

- 1 Go to [www.educationcity.com](http://www.educationcity.com) and select 'Login'
- 2 Enter your details
- 3 Select your country

## LOGGED IN? THEN LET'S GET STARTED!

Here is the homepage, where you can choose the subject you want to focus on, see what device you're using via device detection and take a look at the helpful MyFeatures, which we'll explore later.

Device Detection




Student Features

Subject Area



## MYCITY

MyCities are super handy. They include all the content your child's teacher has set your child to complete for classwork and homework. **Here are three simple pointers you should know about them:**

- 1 **'LOCK' SIGN**  
This means a MyCity is Sequenced and your child must complete content in the order set.  

- 2 **'FLAG' SIGN**  
If this shows on the last piece of content, your child has completed that MyCity – well done!  

- 3 **'DUE' SIGN**  
This means a MyCity needs completing by a certain date – great for managing any set work!  


**TOP TIP!** View MySuccess to see your child's scores from MyCities – perfect for tracking progress!

## MYREVISION

Revision Journals are created whenever a student scores less than 100% on a Test, and are fab for improving Test scores. They group targeted Activities and Learn Screens together to help your child in any subject areas they may find more challenging.

## MYSUCCESS

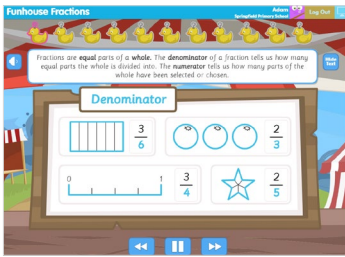
Here's where you can track your child's progress. This area saves every score your child has achieved and is great for keeping up-to-date with your child's learning, whether in the classroom or at home.

## DISCOVER LEARNING RESOURCES

So with over 10,000 resources, there are many great materials to help with teaching and learning. Here's just some types of content you could explore should you be looking to support your child with Maths:

1

### START WITH A LEARN SCREEN

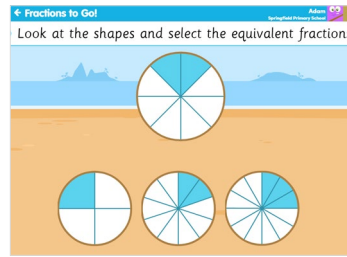


Get familiar with a new topic.

Try the 'Funhouse Fractions' Learn Screen  
Content ID: 27882

2

### MOVE ONTO AN ACTIVITY

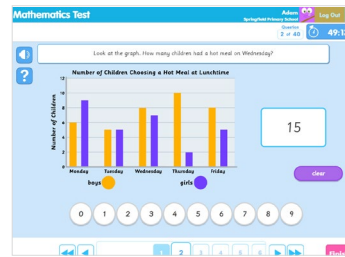


Interactive, timed tasks to support knowledge.

Try the 'Fractions to Go' Activity  
Content ID: 34638

3

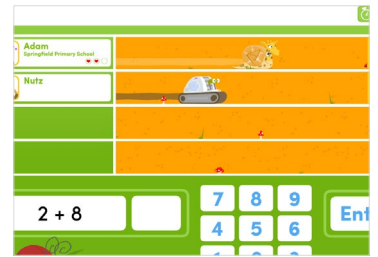
### NOW, LET'S ASSESS WITH TESTS



Follow up with a Test to test knowledge gained and use the Revision Journal to target any weaker areas.  
Try a 'Mathematics' Test  
Content ID: 34455

4

### REWARD WITH PLAYLIVE



Super fun competitive environment covering English, Maths, French and Spanish.

Try PlayLive Addition  
Content ID: 25987

## THERE ARE OTHER FANTASTIC TOOLS TO USE AS WELL!



Perfect for introducing a topic on the whiteboard.



Engaging ways to reinforce learning across the curriculum.



Great for using to talk about important concepts.

## SUPPORT

Any questions? The EducationCity Team is on hand to help as well, so just call 01572 725080 if you need them.

